

PREVENT DRYER FIRES

In 2009, there were 93 dryer fires that caused one civilian injury, one firefighter injury and \$1.8 million in damages. Over half, 58%, occurred in 1- & 2-family homes.

- **Clean the filter screen after each load.**

This will keep the vent clear. When accumulated lint clogs the vent, the dryer can overheat and a fire could result.

- **Wash filter screen every 6 months.**

Wash with warm, soapy water and a soft brush to remove chemical residues left by dryer sheets which can clog the filter and overheat the dryer causing a fire.

- **Stay home while the dryer is in use!**

Turn off the dryer before leaving the house.

- **Clean vents to outside.**

Twice a year you should clean the hose pipe that vents to the outside. Use the vacuum cleaner to suck out accumulated dust and lint.

- **Vacuum the motor area.**

The dust and lint in the vent pipe can ignite if it gets hot enough. Vacuum the motor area if you can get to it. You may have to remove a panel.

- **Clean commercial dryer vents regularly.**

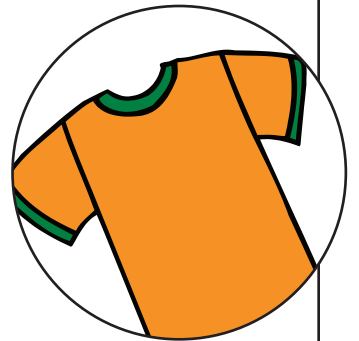
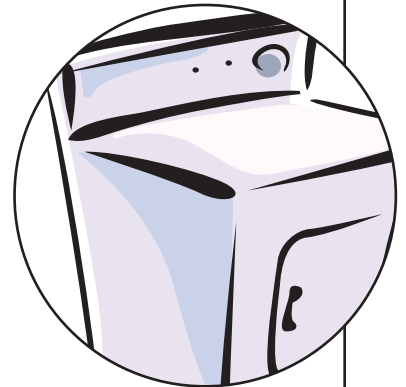
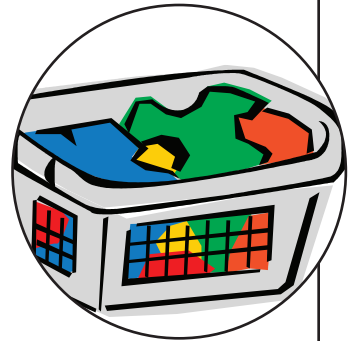
Commercial dryers get a lot of use and will have a common venting system.

- **Don't dry mop heads.**

The dryer's heat can ignite the cleaning chemical residue on mop heads.

- **Keep surrounding area clear.**

Don't leave clothing or other ordinary combustibles too close to the dryer. The dryer's heat may ignite them.



FireFACTORS

**Office of the State Fire Marshal
Commonwealth of Massachusetts**

P.O. Box 1025 State Road • Stow, Massachusetts 01775 • (978) 567-3300 • www.mass.gov/dfs